

MEDIO RECESSED

E9I278- -

base number Color Lens
 Temperature Options

1. To build a product code in our configurator select the specify button on the base model # product page
2. To build a manual product code on this datasheet choose from the options listed below in blue font and add the suffix to the base model #

GENERAL

Series: Medio

Subseries: Medio

Brand: Platek

Division: Exterior

Mounting Type: Recessed

Mounting Location: In-Ground

Subcategory: Drive Over

PHYSICAL

Shape: Round

Diameter (mm): 206

Diameter (in): 8 1/8

Height (mm): 230

Height (in): 9 1/16

Light Distribution: Uplight

Weight (kg): 3.3

Weight (lbs): 7.3

Load Resistance (kg): 2000

Load Resistance (lbs): 4409

Installation Requirement: Installation in sleeve set in concrete with a 20-30 cm gravel drain bed

Screws: A4 stainless steel

Diffuser: Clear tempered glass

Fixture Finish: BLK

Fixture Material: Aluminum Die Cast

Cable Details: Supplied with 1 power cable 1.5m in length

ELECTRICAL

Lamp Type: LED

Input Wattage (W): 21

Total Output Wattage (W): 18.5

Dimming: Non-Dimming / Phase Dimming (120vac Only)

Driver Included: Yes

Driver Location: Integrated

Driver Type: Constant Current - Universal

Driver Class: Class 2

Input Voltage (V): 120 - 277

Constant Current (MA): 700

Upon Request: (Not included - see components [IP65 or higher enclosure to be supplied by others]) Remote: 0-10Vdc dimming

LED

Number of LEDs: 9

Color Temperature (°K): 3000 / 4000

Max. Delivered Lumen (lm): 1440 - 2080

CRI: >80 CRI

Lamp Life (hrs): 60000

OPTICAL

Optic°: 9 / 28 / 45 / Asy

Beam Angle: Spot / Medium / Wide / Asymmetrical

Adjustability: Tilt 15°

RATINGS AND CERTIFICATIONS

Certified By: Certified for North American Standards

IP rating: IP68

IK Rating: IK10

PROJECT

TYPE

SPECIFIER

QUANTITY

DATE



Ø214mm 8 7/16"

Ø153mm 6"



230mm 9 1/16"

260mm 10 1/4"

PROJECT	
TYPE	
SPECIFIER	
QUANTITY	
DATE	



E

MEDIO SS RECESSED

E9I302- -

base number Color Lens
 Temperature Options

1. To build a product code in our configurator select the specify button on the base model # product page
2. To build a manual product code on this datasheet choose from the options listed below in blue font and add the suffix to the base model #

GENERAL

Series: Medio

Subseries: Medio SS

Brand: Platek

Division: Exterior

Mounting Type: Recessed

Mounting Location: In-Ground

Subcategory: Drive Over

PHYSICAL

Shape: Round

Diameter (mm): 224

Diameter (in): 8 13/16

Height (mm): 230

Height (in): 9 1/16

Light Distribution: Uplight

Weight (kg): 4.4

Weight (lbs): 9.7

Load Resistance (kg): 2000

Load Resistance (lbs): 4409

Installation Requirement: Installation in sleeve set in concrete with a 20-30 cm gravel drain bed

Screws: A4 stainless steel

Diffuser: Clear tempered glass

Fixture Finish: SST

Fixture Material: Aluminum Die Cast

Cable Details: Supplied with 1 power cable 1.5m in length

ELECTRICAL

Lamp Type: LED

Input Wattage (W): 22

Total Output Wattage (W): 19

Dimming: Non-Dimming / Phase Dimming (120vac Only)

Driver Included: Yes

Driver Location: Integrated

Driver Type: Constant Current - Universal

Driver Class: Class 2

Input Voltage (V): 120 - 277

Constant Current (MA): 700

Upon Request: (Not included - see components [IP65 or higher enclosure to be supplied by others]) Remote: 0-10Vdc dimming

LED

Number of LEDs: 9

Color Temperature (°K): 3000 / 4000

Max. Delivered Lumen (lm): 2000 - 2080

Nominal Lumen (lm): 2250 / 2340

CRI: >80 CRI

Lamp Life (hrs): 60000

OPTICAL

Optic°: 9 / 28 / 45 / ASY

Adjustability: Tilt 15°

RATINGS AND CERTIFICATIONS

Certified By: Certified for North American Standards

IP rating: IP68

IK Rating: IK10

PROJECT _____

TYPE _____

SPECIFIER _____

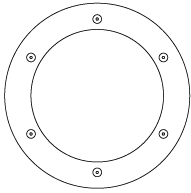
QUANTITY _____

DATE _____



Ø214mm 8 7/16"

Ø153mm 6"



230mm 9 1/16"

260mm 10 1/4"

PROJECT
TYPE
SPECIFIER
QUANTITY
DATE



MEDIO RECESSED

E9I478- -

base number Color Lens
 Temperature Options

- 1. To build a product code in our configurator select the specify button on the base model # product page
- 2. To build a manual product code on this datasheet choose from the options listed below in blue font and add the suffix to the base model #

GENERAL

Series: Medio

Subseries: Medio

Brand: Platek

Division: Exterior

Mounting Type: Recessed

Mounting Location: In-Ground

Subcategory: Drive Over

PHYSICAL

Shape: Round

Diameter (mm): 206

Diameter (in): 8 1/8

Height (mm): 230

Height (in): 9 1/16

Light Distribution: Uplight

Weight (kg): 3.5

Weight (lbs): 7.72

Load Resistance (kg): 2000

Load Resistance (lbs): 4409

Installation Requirement: Installation in sleeve set in concrete with a 20-30 cm gravel drain bed

Screws: A4 stainless steel

Diffuser: Flat Tempered Glass - 12mm / 15/32"

Fixture Finish: BLK

Fixture Material: Aluminum Die Cast

ELECTRICAL

Lamp Type: LED

Input Wattage (W): 27

Total Output Wattage (W): 24

Dimming: Non-Dimming / Phase Dimming (120vac Only)

Driver Included: Yes

Driver Location: Integrated

Driver Type: Constant Current - Universal

Driver Class: Class 2

Input Voltage (V): 120 - 277

Constant Current (MA): 700

Upon Request: (Not included - see components [IP65 or higher enclosure to be supplied by others]) Remote: 0-10Vdc dimming

LED

Number of LEDs: 1

Color Temperature (°K): 3000 / 4000

Max. Delivered Lumen (lm): 3090/ 3130 - 3215 / 3255

CRI: >80 CRI

Lamp Life (hrs): 60000

OPTICAL

Optic°: 18 / 44

RATINGS AND CERTIFICATIONS

Certified By: Certified for North American Standards

IP rating: IP68

IK Rating: IK10

PROJECT _____

TYPE _____

SPECIFIER _____

QUANTITY _____

DATE _____



Ø214mm 8 7/16"

Ø153mm 6"



230mm 9 1/16"

260mm 10 1/4"

PROJECT
TYPE
SPECIFIER
QUANTITY
DATE





MEDIO SS RECESSED

E9I486- -

base number Color Lens
 Temperature Options

1. To build a product code in our configurator select the specify button on the base model # product page
2. To build a manual product code on this datasheet choose from the options listed below in blue font and add the suffix to the base model #

GENERAL

Series: Medio

Subseries: Medio SS

Brand: Platek

Division: Exterior

Mounting Type: Recessed

Mounting Location: In-Ground

Subcategory: Drive Over

PHYSICAL

Shape: Round

Diameter (mm): 224

Diameter (in): 8 13/16

Height (mm): 230

Height (in): 9 1/16

Light Distribution: Uplight

Weight (kg): 3.8

Weight (lbs): 8.38

Load Resistance (kg): 2000

Load Resistance (lbs): 4409

Installation Requirement: Installation in sleeve set in concrete with a 20-30 cm gravel drain bed

Diffuser: Extra Clear Tempered Glass - 15 mm / 9/16" thick

Fixture Finish: SST

Fixture Material: Aluminum Die Cast

ELECTRICAL

Lamp Type: LED

Input Wattage (W): 27

Total Output Wattage (W): 24

Dimming: Non-Dimming / Phase Dimming (120vac Only)

Driver Included: Yes

Driver Location: Integrated

Driver Type: Constant Current - Universal

Driver Class: Class 2

Input Voltage (V): 120 - 277

Constant Current (MA): 700

Upon Request: (Not included - see components [IP65 or higher enclosure to be supplied by others]) Remote: 0-10Vdc dimming

LED

Color Temperature (°K): 3000 / 4000

Max. Delivered Lumen (lm): 3090 / 3130 - 3215 / 3255

CRI: >80 CRI

Lamp Life (hrs): 60000

OPTICAL

Optic°: 18 / 44

RATINGS AND CERTIFICATIONS

Certified By: Certified for North American Standards

IP rating: IP68

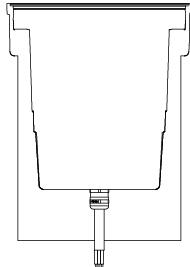
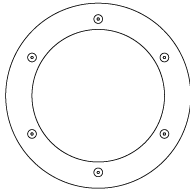
IK Rating: IK10

PROJECT	
TYPE	
SPECIFIER	
QUANTITY	
DATE	



Ø224mm 8 13/16"

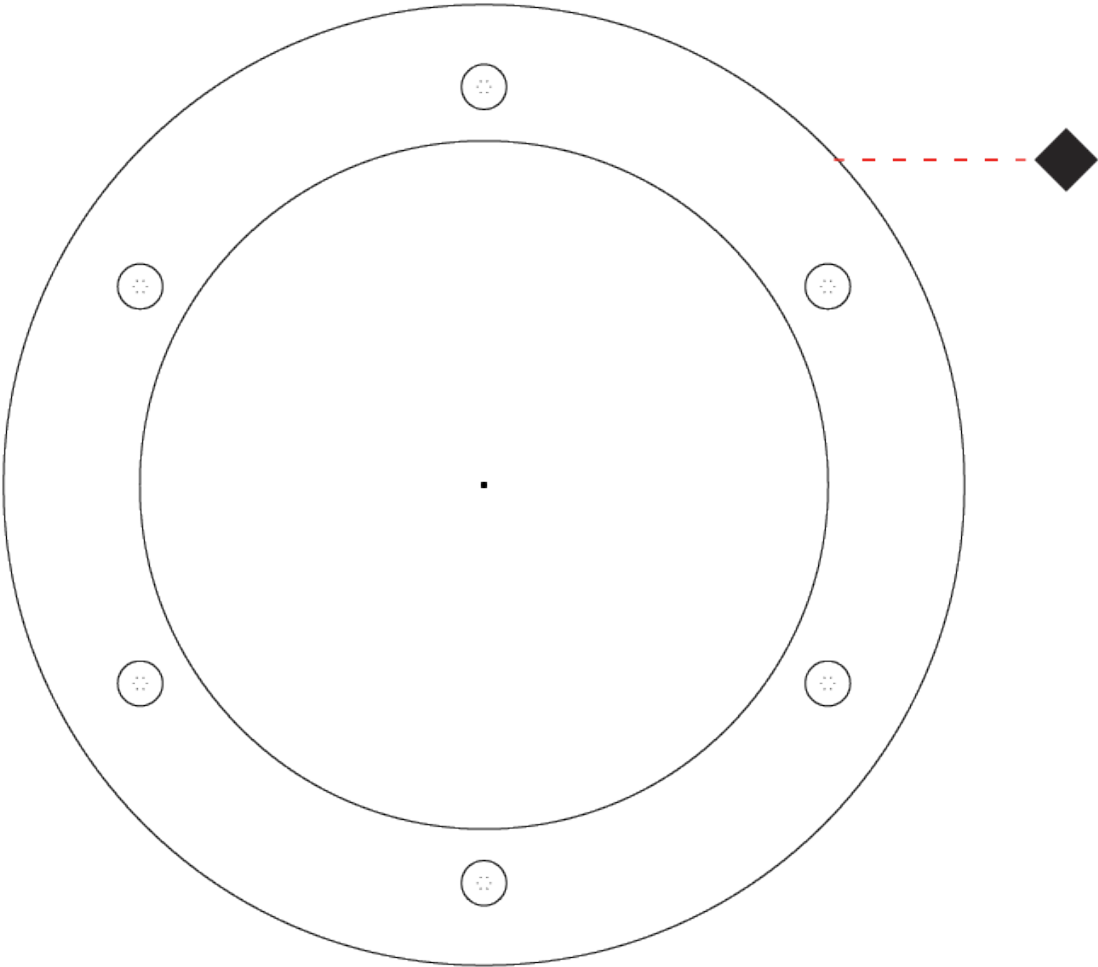
Ø153mm 6"



230mm 9 1/16"

260mm 10 1/4"

PROJECT	
TYPE	
SPECIFIER	
QUANTITY	
DATE	



PROJECT
TYPE
SPECIFIER
QUANTITY
DATE

Fixture Finish

Black - BLK



Stainless Steel Inox - SST



Digital: Not all screens are calibrated the same, and therefore, colors will appear differently between screens.
Physical: When texture is involved, there will be variations in color, character and tone within a product series and between product families.



PROJECT
TYPE
SPECIFIER
QUANTITY
DATE

LEGEND

	floor-mounted		pivotal		special LED (upon request) RGB, RGBW, tunable, gold+, meat+, art+, fashion+
	wall and ceiling: recessed and surface mounted		rotating		warm dim / natural dimming LED
	ceiling-mounted and wall-mounted		illuminate tilted		rechargeable battery powered
	wall-mounted		color of suspension cable		fixture with natural vivid LED (upon request)
	omni-directional light distribution		length of suspension cable		color rendering index
	direct light distribution		reflector degree selection		color temperature
	direct/indirect light distribution		super spot		lumen (luminous flux)
	indirect light distribution		lens		efficacy (lumens per watt)
	asymmetric light distribution		lens pack		Unified Glare Rating (UGR) range from 5-40
	aura light distribution		shine ring		marine grade (AISI 316 stainless steel)
	round wall or ceiling cut-out		integrated shine ring with diffuser		walk on
	square wall or ceiling cut-out		free individual colors 01-29		drive on
	the supplied jig specifies the cutout dimensions		individual colors: 00 (free of charge), 01-25 (extra charge)		Dark Sky Compliance
	minimum distance (meters) lamp - object		luminaire part to be colored (F1)		Americans with Disabilities Act (less than 4" off the wall located between 27"-84" from floor)
	recessed depth		luminaire part to be colored (F2)		lamp protected against explosion
	ceiling thickness in mm		luminaire part to be colored (F3)		blown glass using traditional methods by master glass blower
	ceiling thickness selection		luminaire part to be colored (F4)		acoustic material
	dimmmable DP (phase), DV (0-10V), DD (dali), DS (step-dim)		luminaire part to be colored (F5)		protection class I, protection insulation
	included or excluded LED driver/transformer/control gear		color of 3-circuit adaptor		protection class II, protection insulation
	separately switchable		indirect diffuser		ETL Certified to UL and CSA Standards
	sensor		direct diffuser		UL Certified to UL and CSA Standards
	remote control		ball-proof (upon request)		CSA Certified to UL and CSA Standards
	available upon request		accessory		Certified for North American Standards

IP RATING

	protected against ingress of solid bodies greater than 12.5mm (finger)
	protected against ingress of solid bodies greater than 2.5mm protected against sprays of water up to 60 degrees from the vertical (rain)
	protected against ingress of solid bodies greater than 1mm (wire) no protection against the ingress of moisture
	protected against ingress of solid bodies greater than 1mm (wire) protected against sprays of water up to 60 degrees from the vertical (rain)
	protected against ingress of solid bodies greater than 1mm (wire) protected against water splashed from all directions
	protected against limited ingress of dust (wet rooms/covered outdoor areas) protected against water splashed from all directions
	protected against ingress of dust protected against jets of water
	protected against ingress of dust protected against powerful jets of water or heavy seas
	protected against ingress of dust protected against immersion of water between 15cm - 1m for 30 minutes
	protected against ingress of dust protected against immersion of water under pressure for long periods

IK RATING

	protected against 0.14 joules impact (equivalent to 0.25kg mass dropped from 56mm above the surface)
	protected against 0.2 joules impact (equivalent to 0.25kg mass dropped from 80mm above the surface)
	protected against 0.35 joules impact (equivalent to 0.25kg mass dropped from 140mm above the surface)
	protected against 0.5 joules impact (equivalent to 0.25kg mass dropped from 200mm above the surface)
	protected against 0.7 joules impact (equivalent to 0.25kg mass dropped from 280mm above the surface)
	protected against 1 joules impact (equivalent to 0.25kg mass dropped from 400mm above the surface)
	protected against 2 joules impact (equivalent to 0.5kg mass dropped from 400mm above the surface)
	protected against 5 joules impact (equivalent to 1.7kg mass dropped from 300mm above the surface)
	protected against 10 joules impact (equivalent to 5.0kg mass dropped from 200mm above the surface)
	protected against 20 joules impact (equivalent to 5.0kg mass dropped from 400mm above the surface)